
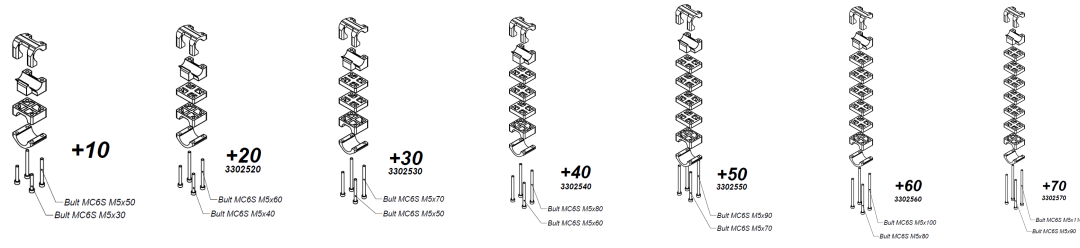
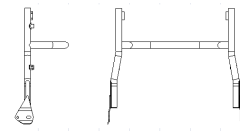
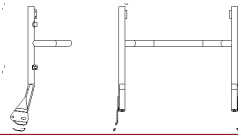
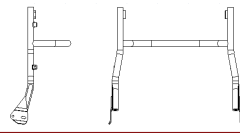








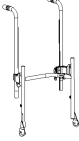
























Adjusted by: Tel:

E-mail:

Adjusted for: Date:

<p>Rear axle Camber</p>	<p><input type="checkbox"/> Camber axle 2 degree 334 BB 02</p> <p><input type="checkbox"/> Camber axle 4 degree 334 BB 04</p> <p><input type="checkbox"/> Camber axle 8 degree 334 BB 08</p> 
<p>Seat height- raising of Carbon rear axle</p> <p>When you raise a chair, it's important to raise equally in the front and in the back. If this is not possible, you should raise the front slightly more than the back. If nothing is mentioned, Panthera chooses the most suitable combination of fork and wheel.</p> <p>Link to Excel guide</p> <p>Choice of caster fork:</p> <input type="text"/>	<p><input type="checkbox"/> +10 mm 330 25 10</p> <p><input type="checkbox"/> +20 mm 330 25 20</p> <p><input type="checkbox"/> +30 mm 330 25 30</p> <p><input type="checkbox"/> +40 mm 330 25 40</p> <p><input type="checkbox"/> +50 mm 330 25 50</p> <p><input type="checkbox"/> +60 mm 330 25 60</p> <p><input type="checkbox"/> +70 mm 330 25 70</p>  <p>NOTE! You need two castors for each chair, the art.no. is for one castor!</p> <p>NOTE! If there is a need to lower the seat height, please contact Panthera for more information!</p>
<p>Special back rests</p> <p>Fits: S2, S2 short, S2 short-low, S2 swing, S2 swing-short, U2</p> <p>BB = seat width HH = Back rest height</p>	<p><input type="checkbox"/> Tapered top (width 30-45, height 30-40) 325 BB HH</p>  <p>3 cm thinner at the top</p> <p><input type="checkbox"/> Curved back (width 30-45, height 20-40) 324 BB HH</p>  <p>2,5 cm deeper seat depth than standard</p> <p><input type="checkbox"/> Curved, tapered back (width 30-45, höjd 30-40) 320 99 99</p>  <p>Combination of the two backrests above.</p> <p><input type="checkbox"/> Other special back rest 711 XX XX</p> <p>NOTE! 10 week delivery time for tapered, curved, curved-tapered and special backrest.</p>
<p>Backrest height adjustable</p>	<p><input type="checkbox"/> Seat width 30 323 30 31</p> <p><input type="checkbox"/> Seat width 33 323 33 31</p> <p><input type="checkbox"/> Seat width 36 323 36 31</p> <p>The back rest consist of a 25 cm high backrest frame and backrest extender Bambino, and can be height adjusted from 28,5 to 34,5 cm.</p>
<p>Footrest foldable (footrest tube 4 cm longer)</p>	<p><input type="checkbox"/> Footrest foldable extended 33/36 comp. pair 672 33 00</p> <p><input type="checkbox"/> Footrest foldable extended 45 comp. pair 672 45 00</p> <p><input type="checkbox"/> Footrest foldable extended 39/42 comp. pair 672 39 00</p> <p><input type="checkbox"/> Footrest foldable extended 50 comp. pair 672 50 00</p> 
<p>Amp.support</p>	<p><input type="checkbox"/> Amputation support, pair 676 05 00</p> <p><input type="checkbox"/> Amputation support, left 676 05 02</p> <p><input type="checkbox"/> Amputation support, right 676 05 01</p> 
<p>Footrest</p>	<p><input type="checkbox"/> V-shape extended for S-series 361 11 BB (width 33-45, extended 25 mm)</p> <p><input type="checkbox"/> U-shape extended for U-series 360 06 BB (width 33-45, extended 25 mm)</p> <p><input type="checkbox"/> Forward turning reinforced 412 00 BB (width 33-45)</p>  <p><input type="checkbox"/> Small heel bow width 36 360 01 37 (more space for the feets)</p> <p><input type="checkbox"/> Small heel bow width 39 360 01 38 (more space for the feets)</p> 
<p>Side guards</p>	<p><input type="checkbox"/> Sideguards with cover, extended, pair 442 00 30</p> 

Armrest	<input type="checkbox"/> Armrest with flat cushion, pair 443 01 50																																																																			
Backrest wedge	<input type="checkbox"/> Backrest wedge, pcs (to be mounted at the back rest with velcro) 471 00 10																																																																			
Pushhandles	<input type="checkbox"/> Height adjustable +10cm 425 10 00 (max. user weight 60 kg)	<input type="checkbox"/> Height adjustable +20cm 425 20 00 (max. user weight 60 kg)	 																																																																	
Torso support	<input type="checkbox"/> Torso support complete, pair 677 01 00	<input type="checkbox"/> Torso support complete, right 677 01 01 <input type="checkbox"/> Torso support complete, left 677 01 02																																																																		
Rear wheel 22" std with Titanium., Maxgrip, Paragrip	<input type="checkbox"/> 22" with Titanium-pushrim 110 22 00 <input type="checkbox"/> 22" with Maxgrip-pushrim-thin 110 00 09 (NOTE! Contains latex) <input type="checkbox"/> 22" with Paragrip pushrim 110 22 04																																																																			
Spinergy Spox 24" std Titan-pushrim	<input type="checkbox"/> 24" Spoxl std - Titanium-pushrim 110 00 80 (black spokes)	<input type="checkbox"/> 24" Spoxl std - Titanium-pushrim 110 00 82 (red spokes)																																																																		
Spinergy Spox 24" std Tetragrip-pushrim	<input type="checkbox"/> 24" Spox std - Tetragrip-pushrim 110 00 86 (black spokes)	<input type="checkbox"/> 24" Spox std - Tetragrip-pushrim 110 00 88 (red spokes)																																																																		
Spinergy Spox 24" std Paragrip-pushrim	<input type="checkbox"/> 24" Spox std - Paragrip-pushrim 110 00 85 (black spokes)	<input type="checkbox"/> 24" Spox std - Paragrip-pushrim 110 00 87 (red spokes)																																																																		
Spinergy Spox 25-26" std Titan-pushrim	<input type="checkbox"/> 25" Spox std - Titan-pushrim 110 01 31	<input type="checkbox"/> 26" Spox std - Titanium-pushrim 110 01 01																																																																		
Spinergy Spox 25-26" std, Tetragrip-pushrim	<input type="checkbox"/> 25" Spox std - Tetragrip -pushrim 110 01 32	<input type="checkbox"/> 26" Spox std - Tetragrip -pushrim 110 01 05																																																																		
Spinergy Spox 25-26" std, Paragrip-pushrim	<input type="checkbox"/> 25" Spox std - Paragrip-pushrim 110 01 33	<input type="checkbox"/> 26" Spox std - Paragrip-pushrim 110 01 04																																																																		
Spinergy LX with PBO spokes Delivery time 10 weeks	<table border="1"> <thead> <tr> <th>Spinergy</th> <th>Type</th> <th>Size</th> <th>Hub</th> <th>Spoke</th> </tr> </thead> <tbody> <tr> <td>120</td> <td>(1) SPOX everyday</td> <td>(1) 22"</td> <td>(1) Black</td> <td>(1) Pink</td> </tr> <tr> <td></td> <td>(2) SPOX sport</td> <td>(2) 24"</td> <td>(2) Silver</td> <td>(2) Green</td> </tr> <tr> <td></td> <td>(3) Light Extreme "LX"</td> <td>(3) 25"</td> <td></td> <td>(3) Orange</td> </tr> <tr> <td></td> <td>(4) Sport Light Extreme "SLX"</td> <td>(4) 26"</td> <td></td> <td>(4) Black</td> </tr> <tr> <td></td> <td></td> <td></td> <td></td> <td>(5) White</td> </tr> <tr> <td></td> <td></td> <td></td> <td></td> <td>(6) Red</td> </tr> <tr> <td></td> <td></td> <td></td> <td></td> <td>(7) Yellow</td> </tr> <tr> <td></td> <td></td> <td></td> <td></td> <td>(8) Blue</td> </tr> <tr> <td>120</td> <td>?</td> <td>?</td> <td>?</td> <td>?</td> </tr> <tr> <td colspan="5"> <i>Example:</i> Light Extreme "LX" - 24" - black hub - yellow spokes </td> </tr> <tr> <td>120</td> <td>3</td> <td>2</td> <td>1</td> <td>7</td> </tr> <tr> <td colspan="5"> Gives art.no. 120 3 2 1 7 </td> </tr> </tbody> </table> Chosen art.no: <input type="text"/>		Spinergy	Type	Size	Hub	Spoke	120	(1) SPOX everyday	(1) 22"	(1) Black	(1) Pink		(2) SPOX sport	(2) 24"	(2) Silver	(2) Green		(3) Light Extreme "LX"	(3) 25"		(3) Orange		(4) Sport Light Extreme "SLX"	(4) 26"		(4) Black					(5) White					(6) Red					(7) Yellow					(8) Blue	120	?	?	?	?	<i>Example:</i> Light Extreme "LX" - 24" - black hub - yellow spokes					120	3	2	1	7	Gives art.no. 120 3 2 1 7					
Spinergy	Type	Size	Hub	Spoke																																																																
120	(1) SPOX everyday	(1) 22"	(1) Black	(1) Pink																																																																
	(2) SPOX sport	(2) 24"	(2) Silver	(2) Green																																																																
	(3) Light Extreme "LX"	(3) 25"		(3) Orange																																																																
	(4) Sport Light Extreme "SLX"	(4) 26"		(4) Black																																																																
				(5) White																																																																
				(6) Red																																																																
				(7) Yellow																																																																
				(8) Blue																																																																
120	?	?	?	?																																																																
<i>Example:</i> Light Extreme "LX" - 24" - black hub - yellow spokes																																																																				
120	3	2	1	7																																																																
Gives art.no. 120 3 2 1 7																																																																				
Spinergy X	<input type="checkbox"/> 24" Spinergy X with Aluminum pushrim 110 00 41																																																																			
Spider 24"	<input type="checkbox"/> 24" with Titanium-pushrim 110 00 20	<input type="checkbox"/> 24" with Maxgrip pushrim thin 110 00 31 (NOTE! Contains latex!)																																																																		
One arm drive with quick release Note if left or right side is preferred. Delivery time 10 + 5 days	<input type="checkbox"/> 20" with Aluminum pushrim QR 110 15 20	<input type="checkbox"/> 22" with Aluminum pushrim QR 110 15 22	<input type="checkbox"/> left or																																																																	
	<input type="checkbox"/> 24" with Aluminum pushrim QR 110 15 24	<input type="checkbox"/> 26" with Aluminum pushrim QR 110 15 26	<input type="checkbox"/> right																																																																	
	<input type="checkbox"/> 20" with Frikctions-pushrim QR 110 15 30	<input type="checkbox"/> 22" with Frikctions-pushrim QR 110 15 32	<input type="checkbox"/> left or																																																																	
	<input type="checkbox"/> 24" with Frikctions-pushrim QR 110 15 34	<input type="checkbox"/> 26" with Frikctions-pushrim QR 110 15 36	<input type="checkbox"/> right																																																																	

Rear wheel Puncture proof 22 - 24" with puncture free tyre	<input type="checkbox"/> 22" with Titanium-pushrim 110 22 02 <input type="checkbox"/> 22" with Maxgrip-pushrim, thin 110 22 03 + 190 80 30 (NOTE! Contains latex!) <input type="checkbox"/> 22" with Paragrip-pushrim 110 22 03 + 190 33 05	<input type="checkbox"/> 24" with Titanium-pushrim 110 00 05 <input type="checkbox"/> 24" with Maxgrip-pushrim, thin 110 24 72 (NOTE! Contains latex!) <input type="checkbox"/> 24" with Paragrip-pushrim 110 24 70 <input type="checkbox"/> 24" with Tetragrip-pushrim 110 24 71	
MTB	<input type="checkbox"/> 24" Mountain bike tyre with Titanium-pushrim 110 24 60		
Freewheel	<input type="checkbox"/> Freewheel std 260 01 02	<input type="checkbox"/> Freewheel for Bambino footrest (without footplate) 260 01 03	
Arm hook	<input type="checkbox"/> Arm hook std / pcs 421 01 10 <input type="checkbox"/> Arm hook std / pair 421 01 00	<input type="checkbox"/> Arm hook X / pcs 420 00 11 <input type="checkbox"/> Arm hook X / pair 420 00 10	
Transport protection X	<input type="checkbox"/> Protection rear end X 902 40 07 <i>Must be mounted by Panthera</i> <input type="checkbox"/> Protection housing X 902 40 09 	<input type="checkbox"/> Protection rear axle X 902 40 08 	 
Anti tip device	<input type="checkbox"/> Anti tip device + 30 mm 435 10 30 <div style="border: 1px solid red; padding: 5px; text-align: center; margin-top: 10px;"> To be used when the rear axle has been raised </div>	<input type="checkbox"/> Anti tip device + 60 mm 435 10 60	
Tetra - quick release	<input type="checkbox"/> Tetra quick release std 480 00 00 	<input type="checkbox"/> Tetra quick release for Spox wheels 480 00 05	
Other			