

Adjusted by:

Tel:

Total weight (g):











E-mail:

Date:

Adjusted for:

= Not chosen

The weight changes depending on the choices made below.

Colour:	<input type="checkbox"/> Black <input type="checkbox"/> Grey <input type="checkbox"/> Optional colour		<input type="checkbox"/> Optional colour		A higher price and longer delivery time for optional colour	
Seat width (BB):	<input type="radio"/> 33 cm <input type="checkbox"/> 36 cm <input type="checkbox"/> 39 cm <input type="checkbox"/> 42 cm <input type="checkbox"/> 45 cm <input type="checkbox"/> 50 cm		548 33 00G 548 36 00G 548 39 00G 548 42 00G 548 45 00G 548 50 00G 548 33 00BLG 548 36 00BLG 548 39 00BLG 548 42 00BLG 548 45 00BLG 548 50 00BLG		art.no. below for black wheelchair	
	Seat width 33-42 cm max. user weight 100 kg Seat width 45-50 cm max. user weight 150 kg		Art.no include: chassis, seat, backrest lock, calf strap		BB= Seat width, HH= Backrest height	
Rear axle:	<input type="checkbox"/> Carbon, short <input type="checkbox"/> Carbon <input type="checkbox"/> Other rear axle		Makes the wheelchair 15 mm narrower, not with armrest and / or Spinergy-wheels When choosing armrest and / or Spinergy-wheels		Rear axle adjustment balancing the wheelchair <input type="checkbox"/> standard position, 59 mm <input type="checkbox"/> other position A= _____ mm Specify measure (A) for desired position	
	330 23 BB 330 23 BC*		* seat width BB +1		See list of options.	
Casters:	<input type="checkbox"/> 90 mm <input type="checkbox"/> 120 mm <input type="checkbox"/> 150 mm		210 00 90 * 210 00 70 * 210 00 50 *		*NOTE! You need two castors for each wheelchair, the art.no. is for one castor!	
Back rest height:	<input type="checkbox"/> 20 cm <input type="checkbox"/> 25 cm <input type="checkbox"/> 30 cm <input type="checkbox"/> 35 cm <input type="checkbox"/> 40 cm <input type="checkbox"/> 45 cm		523 BB 20 523 BB 25 523 BB 30 523 BB 35 523 BB 40 523 BB 45		Special back rest <input type="checkbox"/> Tapered top <input type="checkbox"/> Curved back <input type="checkbox"/> Other back rest	
	525 BB HH available in height 30-40 cm 524 BB HH available in height 20-40 cm		See list of options.		For seat width over 45 cm, contact customer support. panthera@panthera.se	
Footrest:	<input type="checkbox"/> Footrest, small heel bar <input type="checkbox"/> Footrest, titanium <input type="checkbox"/> Footrest, extended, reinforced <input type="checkbox"/> Plastic plate for footrest		360 01 34 BB = 33 360 01 BB BB = 36, 39, 42, 45 361 11 BB BB = 33-50 360 10 BB BB = 33-50		Needed for Freewheel	
	<input type="checkbox"/> Footrest foldable 33/36 <input type="checkbox"/> Footrest foldable 39/42 <input type="checkbox"/> Footrest foldable 45 <input type="checkbox"/> Footrest foldable 50		670 33 00 heel strap not included 670 39 00 heel strap not included 670 45 00 heel strap not included 670 50 00 heel strap not included			
	<input type="checkbox"/> Heel strap 33/36 <input type="checkbox"/> Heel strap 39/42 <input type="checkbox"/> Heel strap 45 <input type="checkbox"/> Heel strap 50		370 03 35 370 03 41 370 03 47 370 03 52			
	<input type="checkbox"/> Other footrest		See list of options.			
Rear wheels:	<input type="radio"/> Standard 24" <input type="radio"/> Spinergy Spox 24" <input type="radio"/> Spinergy Spox 25" <input type="radio"/> Spinergy Spox 26"		<input type="checkbox"/> 24", Titanium-pushrim <input type="checkbox"/> 24", Titanium-pushrim <input type="checkbox"/> 25", Titanium-pushrim <input type="checkbox"/> 26", Titanium-pushrim		130 00 20* 110 00 80 110 01 31 110 01 01	
	<input type="checkbox"/> 24", Aluminum-pushrim <input type="checkbox"/> 24", Paragrip-pushrim <input type="checkbox"/> 25", Paragrip-pushrim <input type="checkbox"/> 26", Paragrip-pushrim		130 00 10 110 00 85 110 01 33 110 01 04			
	<input type="checkbox"/> 24", Paragrip-pushrim <input type="checkbox"/> 24", Tetragrip-pushrim <input type="checkbox"/> 25", Tetragrip-pushrim <input type="checkbox"/> 26", Tetragrip-pushrim		130 00 50 110 00 86 110 01 32 110 01 05			
	<input type="checkbox"/> 24", Tetragrip-pushrim <input type="checkbox"/> 24", Maxgrip-pushrim**		130 00 40 130 00 30		Tyre Choice of tyre and the extra weight it gives to the wheelchair	
	<input type="checkbox"/> Other rear wheels		See list of options.		*NOTE! You need two rear wheels for each wheelchair, the art.no. is for one rear wheel! **NOTE! Contains latex!	
Spoke protectors:	<input type="checkbox"/> 24" Spoke protectors with logo <input type="checkbox"/> 24" Spoke protectors without logo		450 00 00 450 00 11			

