

Adjusted by:

Tel:

Total weight (g):










E-mail:



Date:

Adjusted for:

= Not chosen

The weight changes depending on the choices made below.

Colour:	<input type="checkbox"/> Black <input type="checkbox"/> Grey <input type="checkbox"/> Optional colour		<input type="checkbox"/> Optional colour		A higher price and longer delivery time for optional colour	
Seat width (BB):	<input type="radio"/> 30 cm <input type="checkbox"/> 33 cm <input type="checkbox"/> 36 cm <input type="checkbox"/> 39 cm <input type="checkbox"/> 42 cm <input type="checkbox"/> 45 cm		549 30 00G 549 33 00G 549 36 00G 549 39 00G 549 42 00G 549 45 00G 549 30 00BLG 549 33 00BLG 549 36 00BLG 549 39 00BLG 549 42 00BLG 549 45 00BLG		art.no. below for black wheelchair	
	Seat width 33-42 cm max. user weight 100 kg Seat width 45 cm max. user weight 150 kg		Art.no include: chassis, seat, backrest lock, calf strap		BB= Sittbredd, HH= Rygghöjd	
Seat depth:	<input type="radio"/> Adjustable seat depth 27-33 cm Only for seat width 30 and 33 cm		<input type="checkbox"/> Short seat depth 35 cm For all seat depth			
Rear axle:	<input type="checkbox"/> Carbon, short Makes the wheelchair 15 mm narrower, not with armrest 330 23 BB		<input type="checkbox"/> Carbon When choosing armrest * seat width BB +1 330 23 BC*		<input type="checkbox"/> Other rear axle <input type="text"/> See list of options.	
	<input type="checkbox"/> Carbon, short Makes the wheelchair 15 mm narrower, not with armrest 330 23 BB		<input type="checkbox"/> Carbon When choosing armrest * seat width BB +1 330 23 BC*		<input type="checkbox"/> Other rear axle <input type="text"/> See list of options.	
Rear axle adjustment balancing the wheelchair:	<input type="checkbox"/> standard position, 39 mm		<input type="checkbox"/> other position		A= _____ mm Specify measure (A) for desired position	
	<input type="checkbox"/> standard position, 39 mm		<input type="checkbox"/> other position		A= _____ mm Specify measure (A) for desired position	
Castors:	<input type="checkbox"/> 90 mm <input type="checkbox"/> 120 mm <input type="checkbox"/> 150 mm		210 00 90 * 210 00 70 * 210 00 50 *		*NOTE! You need two castors for each wheelchair, the art.no. is for one castor!	
	<input type="checkbox"/> 90 mm <input type="checkbox"/> 120 mm <input type="checkbox"/> 150 mm		210 00 90 * 210 00 70 * 210 00 50 *		*NOTE! You need two castors for each wheelchair, the art.no. is for one castor!	
Back rest height:	<input type="radio"/> 20 cm <input type="checkbox"/> 25 cm <input type="checkbox"/> 30 cm <input type="checkbox"/> 35 cm <input type="checkbox"/> 40 cm <input type="checkbox"/> 45 cm		523 BB 20 523 BB 25 523 BB 30 523 BB 35 523 BB 40 523 BB 45		Height std back rest	
	<input type="checkbox"/> Special back rest		<input type="checkbox"/> 25 cm <input type="checkbox"/> 30 cm <input type="checkbox"/> 35 cm <input type="checkbox"/> 40 cm		Height special back rest	
	<input type="checkbox"/> Tapered top		<input type="checkbox"/> Curved back		<input type="checkbox"/> Other back rest	
	525 BB HH available in height 30-40 cm		524 BB HH available in height 25-40 cm		For seat width over 45 cm, contact customer support. panthera@panthera.se	
Footrest:	<input type="checkbox"/> Footrest, small heel bar 30 <input type="checkbox"/> Footrest, titanium 36-45 <input type="checkbox"/> Footrest, extended, reinforced <input type="checkbox"/> Plastic plate for footrest		360 01 31 BB = 30 360 01 BB BB = 36, 39, 42, 45 361 11 BB BB = 33-50 360 10 BB BB = 33-50		Needed for Freewheel	
	<input type="checkbox"/> Footrest, small heel bar 33 <input type="checkbox"/> Footrest, Bambino		360 01 34 BB = 33 400 21 BB BB = 30-39		Needed for Freewheel	
	<input type="checkbox"/> Footrest foldable 33/36 <input type="checkbox"/> Footrest foldable 39/42 <input type="checkbox"/> Footrest foldable 45		670 33 00 heel strap not included 670 39 00 heel strap not included 670 45 00 heel strap not included			
	<input type="checkbox"/> Heel strap 33/36 <input type="checkbox"/> Heel strap 39/42 <input type="checkbox"/> Heel strap 45		370 03 35 370 03 41 370 03 47			
	<input type="checkbox"/> Other footrest		<input type="text"/> See list of options.			
Rear wheels:	<input type="radio"/> Standard 24"		<input type="checkbox"/> Spinergy Spox 24"		<input type="checkbox"/> Spinergy Spox 25"	
	<input type="checkbox"/> 24", Titanium-pushrim 130 00 20*		<input type="checkbox"/> 24", Titanium-pushrim 110 00 80		<input type="checkbox"/> 25", Titanium-pushrim 110 01 31	
	<input type="checkbox"/> 24", Aluminum-pushrim 130 00 10		<input type="checkbox"/> 24", Paragrip-pushrim 110 00 85		<input type="checkbox"/> 25", Paragrip-pushrim 110 01 33	
	<input type="checkbox"/> 24", Paragrip-pushrim 130 00 50		<input type="checkbox"/> 24", Tetragrip-pushrim 110 00 86		<input type="checkbox"/> 25", Tetragrip-pushrim 110 01 32	
	<input type="checkbox"/> 24", Tetragrip-pushrim 130 00 40		<input type="checkbox"/> Other rear wheels <input type="text"/> Tyre		Choice of tyre and the extra weight it gives to the wheelchair	
	<input type="checkbox"/> 24", Maxgrip-pushrim** 130 00 30		See list of options.		**NOTE! Contains latex!	
			*NOTE! You need two rear wheels for each wheelchair, the art.no. is for one rear wheel!		**NOTE! Contains latex!	

Spoke protectors: 	<input type="checkbox"/> 24" Spoke protectors with logo 450 00 00 <input type="checkbox"/> 24" Spoke protectors without logo 450 00 11
Brake: 	<input type="checkbox"/> Brake S3 463 00 00  <input type="checkbox"/> Onehand brake right 30-33 367 30 33 for BB 30-33 <input type="checkbox"/> Onehand brake left 30-33 368 30 33 for BB 30-33 <input type="checkbox"/> Onehand brake right 36-39 367 36 39 for BB 36-39 <input type="checkbox"/> Onehand brake left 36-39 368 36 39 for BB 36-39 <input type="checkbox"/> Onehand brake right 42-45 367 42 45 for BB 42-45 <input type="checkbox"/> Onehand brake left 42-45 368 42 45 for BB 42-45
Push handles: 	<input type="checkbox"/> Height adjustable & foldable 425 20 60  <input type="checkbox"/> Push bar 424 00 BB <input type="checkbox"/> Foldable 424 50 00 <div style="border: 1px solid red; padding: 2px; display: inline-block;">Max. user weight 100 kg</div>
Anti-tip device: 	<input type="checkbox"/> Anti-tip device 435 30 00
Sideguards: 	<input type="checkbox"/> Sideguards 440 10 00  <input type="checkbox"/> Armrest 440 12 00
Cushion: 	<input type="checkbox"/> Short cushion 2,5 cm seat depth 35cm, BB=36-45 472 35 BB <input type="checkbox"/> Short cushion 5 cm seat depth 35cm, BB=36-45 475 35 BB <input type="checkbox"/> Short cushion adaptable 2,5 cm seat depth 35cm, BB=30-33 472 34 BB <input type="checkbox"/> Short cushion adaptable 5 cm seat depth 35cm, BB=30-33 475 34 BB
Accessories:	<input type="checkbox"/> Seat bag storage of wallet, keys etc. 990 02 00 is mounted under the seat <input type="checkbox"/> Backpack 990 02 60 <input type="checkbox"/> Crutch holder _____ pcs 990 03 00 NOTE! 2pcs / crutch <input type="checkbox"/> Tube protection _____ pcs 990 02 51 protects tube and paint. 3 pcs is needed for each chair.
Back rest angle: adjustment	<input type="checkbox"/> Back rest angle adjusted with screw Note measure (A) for desired angle. A= _____ mm 
Footrest: adjustment	<input type="checkbox"/> Footrest adjustments Specify measures (A and B) for desired footrest. A= _____ mm B= _____ mm 
Marking:	<input type="checkbox"/> YES mark the wheelchair for transportation in disabled service vehicles. <div style="border: 1px solid red; padding: 2px; display: inline-block;">NB! See Instruction for use.</div> 
Other:	<div style="border: 1px solid black; height: 40px; width: 100%;"></div> <div style="border: 1px solid black; width: 50%; float: right; text-align: right;">Total weight (g):</div>