










Adjusted by:
 E-mail:
 Adjusted for:










Telefon:
 Datum:

Total weight (g):

= Inget val

The weight changes depending on the choices made below.

Colour:	<input type="checkbox"/> Black <input type="checkbox"/> Optional colour		A higher price and longer delivery time for optional colour	
Seat width (BB):	<input type="checkbox"/> 30 cm <input type="checkbox"/> 33 cm <input type="checkbox"/> 36 cm <input type="checkbox"/> 39 cm 552 30 00G 552 33 00G 552 36 00G 552 39 00G			
	Seat width 30-39 cm max. user weight 100 kg Art.no include: chassis, seat, backrest lock, calf strap BB= Seat width, HH= Back rest height			
Seat depth:	<input type="checkbox"/> Adjustable 27-33 cm Only for seat with 30 and 33 cm		<input type="checkbox"/> Short seat depth 35 cm For all seat widths	
Rear axle:	<input type="checkbox"/> Carbon, short Makes the wheelchair 15 mm narrower, not with armrest 330 23 BB		Rear axle adjustment balancing the wheelchair <input type="checkbox"/> standard position, 40 mm <input type="checkbox"/> other position A= _____ mm Specify measure (A) for desired position	
	<input type="checkbox"/> Carbon When choosing armrest * seat width BB +1 330 23 BC*			
<input type="checkbox"/> other rear axle	<input type="text"/> See list of options.			
Casters:	<input type="checkbox"/> 90 mm <input type="checkbox"/> 120 mm <input type="checkbox"/> 150 mm 210 00 90 * 210 00 70 * 210 00 50 *		*NOTE! You need two castors for each wheelchair, the art.no. is for one castor!	
				
Back rest height:	<input type="checkbox"/> 20 cm <input type="checkbox"/> 25 cm <input type="checkbox"/> 30 cm <input type="checkbox"/> 35 cm <input type="checkbox"/> 40 cm <input type="checkbox"/> 45 cm 523 BB 20 523 BB 25 523 BB 30 523 BB 35 523 BB 40 523 BB 45		Height std back rest	
	<input type="checkbox"/> Special back rest <input type="checkbox"/> Tapered top <input type="checkbox"/> Curved back <input type="checkbox"/> Other back rest 525 BB HH available in height 30-40 cm 524 BB HH available in height 25-40 cm		Height special back rest <input type="text"/> See list of options. For seat width over 45 cm, contact customer support. panthera@panthera.se	
Footrest:	<input type="checkbox"/> Footrest, Small heelbar 30 <input type="checkbox"/> Footrest, Titanium 36-39 <input type="checkbox"/> Footrest, Extended, reinforced <input type="checkbox"/> Plastic plate for footrest 360 01 31 BB = 30 360 01 BB BB = 36, 39 361 11 BB BB = 33-39 360 10 BB BB = 33-39		Needed for Freewheel	
	<input type="checkbox"/> Footrest, Small heelbar 33 360 01 34 BB = 33		<input type="checkbox"/> Footrest, Bambino 400 21 BB BB =30-39	
	<input type="checkbox"/> Footplates foldable 33/36 <input type="checkbox"/> Footplates foldable 39/42 670 33 00 heel strap not included 670 39 00 heel strap not included			
	<input type="checkbox"/> Heel strap 33/36 <input type="checkbox"/> Heel strap 39/42 370 03 35 370 03 41			
<input type="checkbox"/> Other footrest	<input type="text"/> See list of options.			
Rear wheels:	Standard 24" <input type="checkbox"/> 24", Titanium-pushrim <input type="checkbox"/> 24", Aluminum-pushrim <input type="checkbox"/> 24", Paragrip-pushrim <input type="checkbox"/> 24", Tetragrip-pushrim <input type="checkbox"/> 24", Maxgrip-pushrim** 130 00 20* 130 00 10 130 00 50 130 00 40 130 00 30		Spinergy Spox 24" <input type="checkbox"/> 24", Titanium-pushrim 110 00 80	
			Spinergy Spox 25" <input type="checkbox"/> 25", Titanium-pushrim <input type="checkbox"/> 25", Paragrip-pushrim <input type="checkbox"/> 25", Tetragrip-pushrim 110 01 31 110 01 33 110 01 32	
			Spinergy Spox 26" <input type="checkbox"/> 26", Titanium-pushrim <input type="checkbox"/> 26", Paragrip-pushrim <input type="checkbox"/> 26", Tetragrip-pushrim 110 01 01 110 01 04 110 01 05	
	<input type="checkbox"/> Other rear wheels <input type="text"/> Tyre		Choice of tyre and the extra weight it gives to the wheelchair	
	See list of options.		*NOTE! You need two rear wheels for each wheelchair, the art.no. is for one rear wheel! **NOTE! Contains latex!	

Spoke protectors: 	<input type="checkbox"/> 24" with logo 450 00 00 <input type="checkbox"/> 24" without logo 450 00 11
Brake: 	<input type="checkbox"/> Brake S3 463 00 00 <input type="checkbox"/> Onehand brake right 30-33 367 30 33 for BB 30-33 <input type="checkbox"/> Onehand brake left 30-33 368 30 33 for BB 30-33 <input type="checkbox"/> Onehand brake right 36-39 367 36 39 for BB 36-39 <input type="checkbox"/> Onehand brake left 36-39 368 36 39 for BB 36-39
Push handles: 	<input type="checkbox"/> Height adjustable & foldable 425 20 60 <input type="checkbox"/> Push bar 424 00 BB <input type="checkbox"/> Foldable 424 50 00
Anti-tip device: 	<input type="checkbox"/> Anti-tip device 435 30 00
Sideguards: 	<input type="checkbox"/> Sideguards 440 10 00 <input type="checkbox"/> Arm support 440 12 00
Cushion: 	<input type="checkbox"/> Short 2,5 cm seatdepth 35cm, BB=36-39 472 35 BB <input type="checkbox"/> Short 5 cm seatdepth 35cm, BB=36-39 475 35 BB <input type="checkbox"/> Short adjustable 2,5 cm seatdepth 35cm, BB=30-33 472 34 BB <input type="checkbox"/> Short adjustable 5 cm seatdepth 35cm, BB=30-33 475 34 BB
Accessories:	<input type="checkbox"/> Seat bag storage of wallet, keys etc. 990 02 00 is mounted under the seat <input type="checkbox"/> Freewheel 260 01 02 <input type="checkbox"/> Crutch holder _____ pcs 990 03 00 NOTE! 2pcs / crutch <input type="checkbox"/> Tube protection _____ pcs 990 02 51 protects tube and paint. 3 pcs is needed for each chair.
Back rest angle: adjustment	<input type="checkbox"/> Back rest angle adjusted with screw Note measure (A) for desired angle. A= _____ mm 
Footrest: adjustment	<input type="checkbox"/> Footrest adjustments Note measure (A) for desired angle. A= _____ mm B= _____ mm 
Marking:	<input type="checkbox"/> YES mark the wheelchair for transportation in disabled service vehicles. <div style="border: 1px solid red; padding: 2px; display: inline-block; margin: 5px;"> NB! See Instruction for use. </div> 
Other:	<div style="border: 1px solid black; height: 40px; width: 100%;"></div> <div style="border: 1px solid black; height: 20px; width: 50%; float: right; text-align: right;"> Total weight (g): </div>

art.nr. guide-S3-kort-låg-eng