



HELIO KIDS

ORDER FORM - NEW ZEALAND

Account : PO :
Vendor : **CUSTOM TECHNOLOGIES LIMITED**
Date :
Ordered by :
Email :
Marked for :
User manual : English Français

Ship to - Name: **Custom Technologies Limited**
Address: **40 Raywood Crescent**
City: **Taupo** State:
Country: **NEW ZEALAND**
Postal Code: **3330**
Phone: **64 7 378 5335**

MODEL				
1	Ultralight Folding Carbon Fiber HELIO KIDS Wheelchair Including angle & depth adjustable back (79 kg - 175 lbs weight capacity)		[8600]	<input type="checkbox"/>
2	E-Motion adaptor Kit (4 adaptors)		[8373]	<input type="checkbox"/>
FRAME COLOR (with carbon finish crossbrace)				
	Carbon Fiber Black <input type="checkbox"/> [8116]		NC	<input type="checkbox"/>
4	Sunkissed Orange <input type="checkbox"/> [8111] Burgundy <input type="checkbox"/> [8107] Sapphir Blue <input type="checkbox"/> [8106] Monster Green <input type="checkbox"/> [8110] Charcoal <input type="checkbox"/> [8114] Fushia <input type="checkbox"/> [8108] Steel Blue <input type="checkbox"/> [8112] Ferrari Red <input type="checkbox"/> [8113] Acid Green <input type="checkbox"/> [8109]		NC	<input type="checkbox"/>
5	Custom Color Specify color:		[8126]	<input type="checkbox"/>

FREE Growth Kit within the first 5 years of the Helio KIDS wheelchair ownership

The growth kit includes carbon crossbraces, crossbrace links, seat sling, back upholstery, front riggings and footplates.

SEAT WIDTH				
6	Seat width : 12" <input type="checkbox"/> [8334] 13" <input type="checkbox"/> [8335] 14" <input type="checkbox"/> [8117] 15" <input type="checkbox"/> [8118] 16" <input type="checkbox"/> [8119]		NC	<input type="checkbox"/>
SEAT DEPTH (Seat sling and frame have a fixed depth for improved rigidity and reduced weight) (cm)				
	Seat Depth (Depth adjustable back -5 to +2,5 of seat sling)	Seat Sling	Frame (All configurations offer full center of gravity adjustment for optimized propulsion. See drawing on page 5)	
7	30.5 - 35.6 (12" - 14") [8368]	35.6 (14")	40.6 (16") (+5 (2")) extended frame /w extra deep footplates	NC <input type="checkbox"/>
8	33.0 - 40.6 (13" - 16") [8369]	38.1 (15")	40.6 (16") (+2,5 (1")) extended frame /w extra deep footplates	NC <input type="checkbox"/>
9	35.6 - 43.2 (14" - 17") [8370]	40.6 (16")	40.6 (16") Standard	NC <input type="checkbox"/>
10	38.1 - 45.7 (15" - 18") [8371]	43.2 (17")	43.2 (17") Standard	NC <input type="checkbox"/>
11	40,6 - 48,2 (16" - 19") [8372]	45.7 (18")	45,7 (18") Standard	NC <input type="checkbox"/>

SEAT DEPTH ADJUSTMENT	
<p>Seat depth adjustment achieved by changing back cane position</p>	

BACK CANES				
12	Aluminum back cane straight	15-18" <input type="checkbox"/> [8338]	18-21" <input type="checkbox"/> [8339]	NC <input type="checkbox"/>
13	Aluminum back cane 8° bend	15-18" <input type="checkbox"/> [8342]	18-21" <input type="checkbox"/> [8343]	<input type="checkbox"/>
14	Select back cane angle :	90° <input type="checkbox"/>	95° <input type="checkbox"/> 100° <input type="checkbox"/> 105° <input type="checkbox"/>	
Set height to :		(measured from seat sling to top of back upholstery / see drawing at the end of the order form)		

PUSH HANDLES				
15	Push handles. 0 - 3" height adjustable		[8152]	NC <input type="checkbox"/>
16	Straight extensions. 0 - 3" height adjustable		[8151]	NC <input type="checkbox"/>
17	Stroller handle (only available with push handle)		[8155]	<input type="checkbox"/>
18	Folding Stabilizer bar (only available with push handle)		[8154]	<input type="checkbox"/>

SEATING CUSHION					
19	2" Cushion		[8157]		<input type="checkbox"/>
20	3" Cushion		[8158]		<input type="checkbox"/>
21					
22	Omit Cushion			NC	<input type="checkbox"/>
BACK UPHOLSTERY					
23	Slip on back upholstery		[8159]	NC	<input type="checkbox"/>
24	Adjustable tension back upholstery		[8160]		<input type="checkbox"/>
25	Omit Back upholstery				<input type="checkbox"/>
RIGID BACK					
26	See Salesperson for options				<input type="checkbox"/>

"T" ARMREST		Height Adjustment				
27	Desk Length	8 - 12" <input type="checkbox"/> [8165]	10 - 14" <input type="checkbox"/> [8166]			<input type="checkbox"/>
28	Full Length	8 - 12" <input type="checkbox"/> [8167]	10 - 14" <input type="checkbox"/> [8168]			<input type="checkbox"/>
LOCKING FLIP-UP ARMREST*						
29	Set height to:			[8345]		<input type="checkbox"/>
* May interfere with rigid back hardware - Only available with 18" - 21" straight aluminum back canes - Not available with a back upholstery						
SIDE GUARDS						
30	Plastic side guards (removable)			[8172]		<input type="checkbox"/>
31	Carbon fiber mud guards (removable)			[8174]		<input type="checkbox"/>

SWING-IN/SWING-OUT FOOTREST						
Set Length to: (Specify Length for any footrest choice with a [range])						
32	60° Swing-in/swing-out footrest	13.5 - 21"	Set at:	[8177]	NC	<input type="checkbox"/>
33	70° Swing-in/swing-out footrest	13.5 - 21"	Set at:	[8178]	NC	<input type="checkbox"/>
34	90° Swing-in/swing-out footrest	13 - 18"	Set at:	[8179]	NC	<input type="checkbox"/>
35	Elevating legrest with calf pad, 35.5 to 50.8 cm length adjustable *	Left <input type="checkbox"/>	Right <input type="checkbox"/>	Set at:	[8180]	<input type="checkbox"/>
36	Length modification, between 12.5" and 13.5"		Set at:	[8181]		<input type="checkbox"/>

*The elevating legrest replaces the footrest. If the same side footrest is required, it will need to be ordered separately.

90° SWING-IN/SWING-OUT FOOTREST WITH FRONT MOUNT (Footplate mounted to hanger tube)						
37	Standard ¹	8"-10"		[8346]	NC	<input type="checkbox"/>
38	Short extension 2" ^{1,2}	8" - 12 1/2"		[8347]		<input type="checkbox"/>
39	Medium extension 4" ^{1,2}	8" - 14 1/2"		[8348]		<input type="checkbox"/>
40	High mount	5" - 8" (footplate attached to hanger with clamps)		[8349]		<input type="checkbox"/>

1: Available only with adjustable footplates 2: May interfere with front casters

STUMP SUPPORT (Height and angle adjustable) (cm)						
41	Swing away stump support :	20.3 x 27.9 (8" - 11")	Left <input type="checkbox"/>	Right <input type="checkbox"/>	[8350]	<input type="checkbox"/>

1: Available only with adjustable footplates 2: May interfere with front casters

FOOTPLATES						
42	Standard (Composites)			[8183]	NC	<input type="checkbox"/>
43	Adjustable angle (Aluminum)			[8184]		<input type="checkbox"/>
44	Adjustable angle (Carbon fiber with rubber inserts)			[8186]		<input type="checkbox"/>
45	Adjustable angle extra deep (Aluminum)			[8351]		<input type="checkbox"/>
46	One piece adjustable angle flip-up (Aluminum) - Not available with 90 deg Front Mount			[8185]		<input type="checkbox"/>
47	One piece adjustable angle flip-up (Carbon fiber) - Not available with 90 deg Front Mount			[8187]		<input type="checkbox"/>
48	Length adjustable heel loop (not available with one piece footplate)			[8188]		<input type="checkbox"/>
49	Calf strap			[8352]		<input type="checkbox"/>
50	Padded calf strap			[8189]		<input type="checkbox"/>

CASTERS (inch)									
51	Composite wheel w/ PU tire (1" width)	3" □ [8190]	4" □ [8191]	5" □ [8192]	6" □ [8193]	7" □ [8194]	8" □ [8195]	NC	□
52	Pneumatic 6" x 1 1/4"						[8201]		□
53	Pneumatic 8" x 1 1/4"						[8202]		□
FROG LEGS CASTERS (inch)									
54		4" x 1 1/2 "					[8196]		□
55	Composite wheel Soft-Roll® by Frog Legs ¹	5" x 1 1/2 "					[8197]		□
56		6" x 1 1/2 "					[8198]		□
57		4" x 1 1/2 "					[8205]		□
58	Aluminum wheel Soft-Roll® by Frog Legs ¹	5" x 1 1/2 "					[8206]		□
59		6" x 1 1/2 "					[8207]		□
60		4" x 1"					[8119]		□
61	Ultra light aluminum court wheel by Frog Legs	5" x 1"					[8200]		□
CASTER OPTIONS									
62	Caster Pin Locks (Available with +1" or +2" Stem bolt ONLY)						[8203]		□
63	Frog Legs suspension forks (Not available with caster pin locks)						Specify weight of user ² :	[8204]	□

1: Soft-Roll® are casters designed to absorb vibrations

2: Max weight : 220 lbs

FRONT Seat-to-floor Height (cm) - Please, circle your choice

Forks		3" caster			4" caster			5" caster			6" caster			7" caster			8" caster		
		Stem bolt Length			Stem bolt Length			Stem bolt Length			Stem bolt Length			Stem bolt Length			Stem bolt Length		
		STD	+1"	+2"	STD	+1"	+2"	STD	+1"	+2"	STD	+1"	+2"	STD	+1"	+2"	STD	+1"	+2"
4"	P1	33.0	35.6	38.1	34.3	36.8	39.4												
	P2	34.3	36.8	39.4	35.6	38.1	40.6	36.8	39.4	41.9									
5"	P1																		
	P2	34.9	37.5	40.0	36.2	38.7	41.3	37.5	40.0	42.5									
	P3	36.2	38.7	41.3	37.5	40.0	42.5	38.7	41.3	43.8	40.0	42.5	45.1						
	P4	37.5	40.0	40.0	38.7	41.3	43.8	40.0	42.5	45.1	41.3	43.8	46.4	42.5	45.1	47.6			
7"	P1												41.3	43.8	46.4	42.5	45.1	47.6	
	P2							41.3	43.8	46.4	42.5	45.1	47.6	43.8	46.4	48.9			
	P3							42.5	45.1	47.6	43.8	46.4	48.9	45.1	45.1	50.2	46.4	48.9	51.4
	P4				42.5	45.1	47.6	43.8	46.4	48.9	43.2	47.6	50.2	46.4	48.9	51.4	47.6	50.2	52.7
	P5	42.5	45.1	47.6	43.8	46.4	48.9	45.1	47.6	50.2	46.4	48.9	51.4	47.6	50.2	52.7	48.9	51.4	54.0

FRONT Seat-to-floor Height - Please circle your choice

Forks		3" caster			4" caster			5" caster			6" caster			7" caster			8" caster		
		Stem bolt length			Stem bolt length			Stem bolt length			Stem bolt length			Stem bolt length			Stem bolt length		
		STD	+1"	+2"	STD	+1"	+2"	STD	+1"	+2"	STD	+1"	+2"	STD	+1"	+2"	STD	+1"	+2"
4"	P1	13	14	15	13 1/2"	14 1/2"	15 1/2"												
	P2	13 1/2"	14 1/2"	15 1/2"	14	15	16	14 1/2"	15 1/2"	16 1/2"									
5"	P1																		
	P2	13 3/4"	14 3/4"	15 3/4"	14 1/4"	15 1/4"	16 1/4"	14 3/4"	15 3/4"	16 3/4"									
	P3	14 1/4"	15 1/4"	16 1/4"	14 3/4"	15 3/4"	16 3/4"	15 1/4"	16 1/4"	17 1/4"	15 3/4"	16 3/4"	17 3/4"						
	P4	14 3/4"	15 3/4"	16 3/4"	15 1/4"	16 1/4"	17 1/4"	15 3/4"	16 3/4"	17 3/4"	16 1/4"	17 1/4"	18 1/4"	16 3/4"	17 3/4"	18 3/4"			
7"	P1												16 1/4"	17 1/4"	18 1/4"	16 3/4"	17 3/4"	18 3/4"	
	P2							16 1/4"	17 1/4"	18 1/4"	16 3/4"	17 3/4"	18 3/4"	17 1/4"	18 1/4"	19 1/4"			
	P3							16 3/4"	17 3/4"	18 3/4"	17 1/4"	18 1/4"	19 1/4"	17 3/4"	18 3/4"	19 3/4"	18 1/4"	19 1/4"	20 1/4"
	P4				16 3/4"	17 3/4"	18 3/4"	17 1/4"	18 1/4"	19 1/4"	17 3/4"	18 3/4"	19 3/4"	18 1/4"	19 1/4"	20 1/4"	18 3/4"	19 3/4"	20 3/4"
	P5	16 3/4"	17 3/4"	18 3/4"	17 1/4"	18 1/4"	19 1/4"	17 3/4"	18 3/4"	19 3/4"	18 1/4"	19 1/4"	20 1/4"	18 3/4"	19 3/4"	20 3/4"	19 1/4"	20 1/4"	21 1/4"

REAR WHEELS (inch)									
64	Mag (aluminum or plastic coated handrim only)	20" □ [8212]	22" □ [8213]	24" □ [8214]					□
65	Newton One - spoke wheel		22" □ [8215]	24" □ [8216]				NC	□
66	Newton Gravity - ultralight wheel	20" □ [8217]	22" □ [8218]	24" □ [8219]					□
67	Spinergy Spox		22" □ [8222]	24" □ [8223]					□
68	Spinergy Spox spokes colors*	Blk □	Wht □	Blue □	Red □	Yel □			NC □
69	Spinergy LX		22" □ [8226]	24" □ [8227]					□
70	Spinergy LX spokes colors *	Blk □	Wht □	Blue □	Red □	Yel □	Pink □	Grn □	Org □

* Black spokes standard leadtime / Colour spokes up to 2 weeks extra leadtime

TIRES (inch)		Available	
71	Soft Urethane 1 1/4 "	20" to 24"	[8231] STD □
72	Soft Urethane knobby 1 3/8 "	24"	[8374] □
73	Soft Urethane - Shox 1"	24"	[8247] □
74	Pneumatic 1 3/8 "	20" to 24"	[8234] NC □
75	Pneumatic HP - Schwable Right Run 1"	20" to 24"	[8240] □
76	Pneumatic HP - Schwable Marathon Plus 1"	24"	[8245] □

REAR Seat-to-floor Height

WHEEL SIZES (inch)	Height available + 0.6 cm	Specify desired height:
20" wheel	12" to 17"	
22" wheel	13 ½" to 18"	
24" wheel	14 ½" to 19"	

HANDRIM		Assembly	Available			
77	Aluminum anodized	regular <input type="checkbox"/> narrow* <input type="checkbox"/>	20", 22", 24"	[8250]	STD	<input type="checkbox"/>
78	Plastic coated			[8251]		<input type="checkbox"/>
79	Q-Grip High friction plastic coated*			[8252]		<input type="checkbox"/>
80	Surge LT handrim* <i>(oval aluminum handrim w/ a rubber high friction strip)</i>	regular <input type="checkbox"/> narrow* <input type="checkbox"/>	22", 24"	[8254]		<input type="checkbox"/>
81	Natural Fit- Standard grip* <i>(oval aluminum handrim w/thumb piece)</i>		22", 24"	[8253]		<input type="checkbox"/>
82	BBraver (ultra-performance aluminum handrim , adjustable)		24"	Orange, White, Black	[8258]	<input type="checkbox"/>
83	Omit handrim				NC	<input type="checkbox"/>

* Not available with Mag wheels

AXLE				
84	Quick release axle	[8255]	STD	<input type="checkbox"/>
85	Permanent axle	[8256]	NC	<input type="checkbox"/>
86	Quad release axle	[8257]		<input type="checkbox"/>
AXLE PLATE				
87	Amputee adjustable axle plate <i>(may interfere with swing away armrest)</i>	[8259]		<input type="checkbox"/>

REAR WHEEL CAMBER ANGLE				
88	0° camber	[8260]	STD	<input type="checkbox"/>
89	3° camber	[8261]	NC	<input type="checkbox"/>
90	6° camber <i>(not available with amputee axle plate)</i>	[8262]		<input type="checkbox"/>

WHEEL LOCK				
91	Push to lock	[8263]	STD	<input type="checkbox"/>
92	Pull to lock	[8264]	NC	<input type="checkbox"/>
93	6" removable extension handle	[8265]		<input type="checkbox"/>
94	Newton Grade aid push to lock <i>(suggested with pneumatic or high pressure tire)</i>	[8266]		<input type="checkbox"/>
95	Scissor brake	[8267]		<input type="checkbox"/>
96	Attendant brake <i>(additional set of wheel lock mounted to the back)</i>	[8269]		<input type="checkbox"/>

POSITIONING BELT <i>(2 points seatbelt attachment hardware is included with the helio Kids)</i>				
97	Velcro adjustable	[8271]		<input type="checkbox"/>
98	Auto buckle	[8272]		<input type="checkbox"/>
99	Additional attachment hardware for 4 point seatbelt	[8273]		<input type="checkbox"/>
100				<input type="checkbox"/>
101	Hip Belt - 2 points padded	S <input type="checkbox"/>	M <input type="checkbox"/>	L <input type="checkbox"/>
102	Hip Belt - 4 points padded	S <input type="checkbox"/>	M <input type="checkbox"/>	L <input type="checkbox"/>

HEADREST				
103	Profiled Headrest Small <input type="checkbox"/> Medium <input type="checkbox"/> Large <input type="checkbox"/>	[8282]		<input type="checkbox"/>
104	Headrest mounting hardware with tension bar *	[8153]		<input type="checkbox"/>

* Only available with push handles

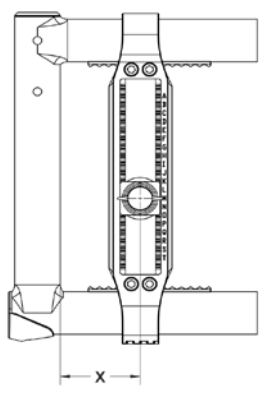
ACCESSORIES				
105	Anti tippers	[8275]		<input type="checkbox"/>
106	Transit tie down - Unoccupied	[8361]	NC	<input type="checkbox"/>
107	Cane Carrier Left <input type="checkbox"/> Right <input type="checkbox"/>	[8276]		<input type="checkbox"/>
108	Oxygen tank holder - D Type Left <input type="checkbox"/>	[8353]		<input type="checkbox"/>
109	Spoke guards* Available : 20", 22", 24"	[8277]		<input type="checkbox"/>
110	Footrest neoprene impact guard (pr) - Black	[8278]		<input type="checkbox"/>
111	Seat pouch	[8279]		<input type="checkbox"/>
112	Backpack	[8375]		<input type="checkbox"/>
113	Velcro Closing Strap	[8281]		<input type="checkbox"/>
114	Tool kit	[8329]		<input type="checkbox"/>
115	Motion Composites T-Shirt S <input type="checkbox"/> M <input type="checkbox"/> L <input type="checkbox"/> XL <input type="checkbox"/> XXL <input type="checkbox"/>	[8280]		<input type="checkbox"/>

* Not available with Mag wheels

TOTAL			
--------------	--	--	--

NOTES

CENTER OF GRAVITY



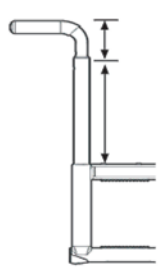
Choose position of rear wheel axle plate:

Measure distance X from front of back post to center of axle receiver.

Most stable										Most responsive				
1.9	2.5	3.2	3.8	4.4	5.1	5.7	6.3	7	7.6	8.3	8.9	9.5	10.2	
3/4"	1"	1/4"	1/2"	3/4"	2"	1/4"	1/2"	3/4"	3"	1/4"	1/2"	3/4"	4"	
<input type="checkbox"/>	<input type="checkbox"/>	<input type="checkbox"/>	<input type="checkbox"/>	<input type="checkbox"/>	<input type="checkbox"/>	<input type="checkbox"/>	<input type="checkbox"/>	<input type="checkbox"/>	<input type="checkbox"/>	<input type="checkbox"/>	<input type="checkbox"/>	<input type="checkbox"/>	<input type="checkbox"/>	

Possible conflict between a seat depth under 40.6 cm (16") and a center of gravity over 6,3 cm (2.5").
 Possible conflict between a 66 cm (26") rear wheel and a center of gravity over 6,3 cm (2.5").

BACK UPHOLSTERY HEIGHT



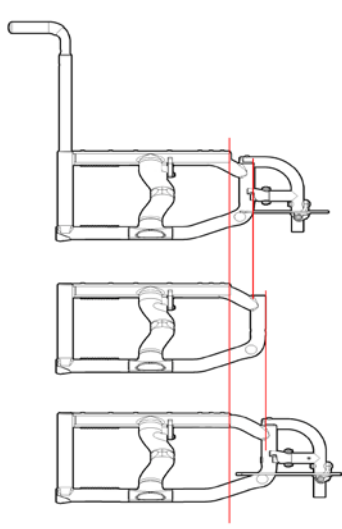
7.6 cm (3") of adjustability

The slip-on or adjustable tension back upholstery is attached to the push handle offering 7.6 cm (3") of height adjustment with increment of 1.2 cm (0.5").

Back upholstery height

Rigid backs are attached to the back cane and the height of the push handle is adjusted independently.

Fork and Stem bolt combinations



Regular frame

Extended frame +1 with extra-deep footplates

Extended frame +2 with extra-deep footplates

