

ARDEX

CARBON



reddot design award
winner 2017



MOTION
COMPOSITES



GO BEYOND ROUTINE!


Motion Composites believes in empowering wheelchair users. How? By giving them the fit, freedom and mobility that's rewriting the book on what's possible. We use the world's most advanced technologies to enhance people's lives with every single push. Every detail has been developed with you in mind. From the front frame impact guards with integrated pads for comfort to the back rigidizer with reflectors for added safety.

The APEX. Our cutting-edge carbon fiber technology delivers an ultralight design of unrivaled strength and durability. With its superior fatigue resistance, extreme temperature tolerances and vibration dampening, carbon fiber is one of the strongest yet lightest materials on earth.

The APEX redefines how the world thinks about wheelchairs. With a transport weight of just 8.6 lbs*(4 kg), the revolutionary design gives you the lightest, fully adjustable rigid chair in its class.

Once again, Motion Composites surpasses every expectation for performance, adjustability, weight and quality.

APEX



The APEX wheelchair distinguished itself from the judges of the prestigious Red Dot Award in the health design category



reddot design award
winner 2017

Redefining the world's expectations about rigid chairs.

The APEX from Motion Composites. Our ultralight, fully adjustable rigid wheelchair represents a revolution in rigid chair design. Why? Because it's the best of all possible worlds. The best of the celebrated lightness, strength and performance you associate with carbon fiber. And, for the first time, the best fully adjustable fit you usually don't associate with carbon fiber.

From simple adjustments in back angle, to virtually infinite sliding adjustments in seat to floor height, tunable rear wheel positions and seat width, the APEX is fully modular and designed to fit you perfectly. Plus positioning, its laser-etched markings allow you to more easily adjust key components and specify exact.

The lightest wheelchair in its class.

8.6 LBS*

With a transport weight of just 9.2 lbs.* (4.2 kg), the APEX obliterates every preconceived idea about rigid chairs. It's fully configurable to meet the needs of just about every client, and performs like a carbon fiber purebred.

Head-turning design.

Check out the design and construction details on the APEX. Or, examine its innovative components and accessories, such as the integrated impact guard and rigidizing system. In a word...revolutionary.

The APEX from Motion Composites. Welcome to a new era in rigid chair design and performance.

APEX



Shed the weight. Up the performance.

The APEX cantilever design is constructed using the industry's most advanced materials. Plus, the APEX represents not just low frame weight. It's also the lightest configured adjustable chair in the industry. And, the performance of the Apex is unmistakable. The cantilever front frame + carbon fiber absorbs vibration and provides a smoother ride, no matter where your life takes you.

Nimble and responsive.

The unique rear rigidizing bar on the APEX optimizes ride performance. By increasing rear-frame rigidity, we've achieved an open design concept that increases lateral stability. Result — flex where and when you want it, and no sacrifice in stability for gains in comfort and ease of transport.

Sleek styling.

Inspired by modern design and aesthetics, the head-turning lines on the APEX prove once again that form should follow function. We invite you to linger on the APEX's gentle curves and bold styling. Every design detail delights the eye and excites the senses.

Adjusts to your life.

As people change and evolve, so should their wheelchairs. From simple adjustments in back angle, seat and floor height to tunable rear wheel positions and seat width, the APEX is fully modular and adjustable. Plus, its laser-etched markings allow you to more easily adjust key components and specify exact positioning.

Bubble levels

Highly accurate and calibrated system for a quick and perfect adjustment.





**BACK REST
ADJUSTMENT**

Offers wide range of adjustments to fit any position.

**CARBON RIGIDIZER
BAR WITH REFLECTORS**

Maintains strength and durability through the life of the chair.

**STANDARD
CARBON
FIBER REAR
RIGIDIZER
BAR**

Allows for optimal propulsion and frame stiffness.

**INTEGRATED
IMPACT GUARD**

With rubberized hand grip and lower extremity padding.

**REAR AXLE
PLATE**

Laser etched and infinitely adjustable.

**STANDARD
CARBON FIBER
CAMBER TUBE**

Adds carbon fiber strength and reduces overall weight.

**FRONT
BUMPER**

Provides style and protection.



**MOTION
COMPOSITES**

APEX Carbon

The pinnacle of design and performance, the APEX Carbon is the choice of discriminating users. The lightest, smoothest ride in the world!

Technical Specifications

Frame	Single tube open frame		
Material	T700 High-Modulus Carbon Fiber		
Transport weight	8.6 lbs (4 kg) (16*16, w/o rear wheels)		
Capacity	265 lbs (120 kg)		
Front seat-to-floor height	(w/4" caster)	to (w/6" caster)	14 ½" (36.8 cm) to 21" (53.3 cm)
Rear seat-to-floor height	(w/20" wheel)	to (w/26" wheel)	14" (35.6 cm) to 20" (50.8 cm)



APEX Aluminum

Looking for a aluminum option? Check out our APEX Aluminium at:
www.motioncomposites.com



High-Modulus Carbon T700 — The lightest and most rigid material available, also renowned for its vibration dampening properties.



Integrated Impact Guard with Top Grip - Prevents daily-use scratches to the front of frame. Adds high friction grip for transfers. Protects vulnerable areas of lower extremities.



Clamped rigidizing system - Patented modular system enhances versatility and rear frame stiffness.



Bubble levels - Built-in highly accurate and calibrated gauges make caster adjustment quick and precise.



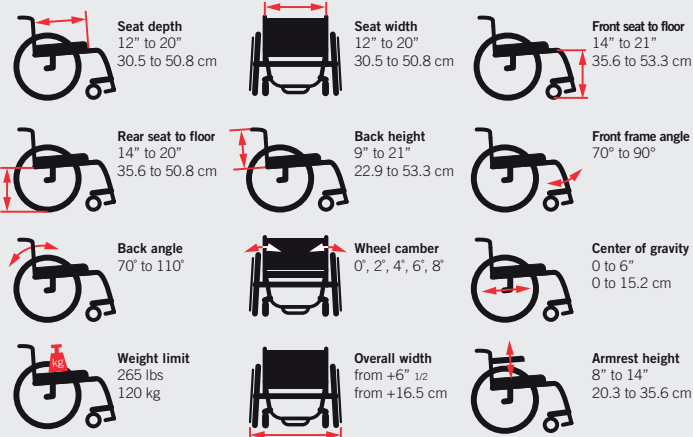
Standard carbon fiber camber tube - Provides a rigid ride without added weight.




Laser etched markings - Allow for quick and easy symmetrical adjustments.



Newton Accessories - Parts and accessories designed for enhanced lightness, functionality and awesome style.



COLOR CHART Colors are on protectors. Frame is black.



Toll-Free : 1(866) 650-6555 Fax : 1(888) 966-6555
info@motioncomposites.com
www.motioncomposites.com