



P.O. number:* _____ Date: _____

Company Name:* _____ Phone:* _____

Ordered by:* _____

Clinician/ATP/RTS: _____

Email: _____

Marked for:

Ship to:* **Custom Technologies Limited**

Name: _____

Address: **40 Raywood Crescent**

City: **Taupō** State/Prov: **New Zealand**

Postal/Zip Code: **3330**

Phone: **+64 7 3785335** * Required

APMA043 English Manual (STD)
 APMA044 German Manual
 APMA045 Italian Manual
 AP2MA046 Dutch Manual
 APMA047 Spanish Manual
 APMA048 French Manual
 Taxes not included

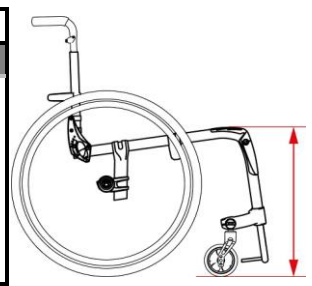
MODEL														
1	APWC11	Ultralight Aluminum APEX Rigid Wheelchair (120 kg weight limit)	Tripple-buttet aluminum frame / Aluminum back canes and back rigidizer / Aluminum seat rigidizer / Ultralight carbon fiber camber tube and rear frame rigidizer									[8920]		<input type="checkbox"/>
2	APWC12	Apex Carbon fiber frame upgrade	Ultralight carbon fiber frame, back canes, back rigidizer, seat rigidizer, camber tube and rear frame rigidizer.									[8930]		<input type="checkbox"/>

SEAT WIDTH																		
3	APSW	Seat width	12"	[8334]	13"	[8335]	14"	[8117]	15"	[8118]	16"	[8119]	17"	[8120]	18"	[8121]	NC	<input type="checkbox"/>
4	APSW		19"	[8460]	20"	[8461]												<input type="checkbox"/>

SEAT DEPTH																				
5	APSD	Seat depth	12"	[8340]	13"	[8341]	14"	[8127]	15"	[8128]	16"	[8129]	17"	[8130]	18"	[8131]	19"	[8448]	NC	<input type="checkbox"/>
6	APSD		20"	[8462]																<input type="checkbox"/>

FRAME LENGTH					
7	APSP01	Standard frame length configuration	[8317]	STD	<input type="checkbox"/>
8	APSP02	Frame length 2,5cm longer than standard configuration (1")	[8380]	NC	<input type="checkbox"/>
9	APSP03	Frame length 5cm longer than standard configuration (2")	[8381]	NC	<input type="checkbox"/>
10	APSP04	Frame length 2,5cm shorter than standard configuration (1")	[8382]	NC	<input type="checkbox"/>
11	APSP05	Frame length 5cm shorter than standard configuration (2")	[8383]	NC	<input type="checkbox"/>

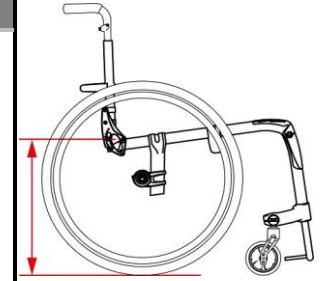
FRONT Seat-to-floor height		
Caster sizes	Height available +- 1/4"	
3" Caster	35,6cm to 53,3cm (14" to 21")	Specify desired height: _____ (inches)
4" Caster	36,8cm to 53,3cm (14.5" to 21")	
5" Caster	39,4cm to 53,3cm (15.5" to 21")	
6" Caster	41,9cm to 53,3cm (16.5" to 21") (N/A with 90° front frame)	



CASTERS													
12	APCA01	Composite wheel w/ PU tire (1" width)	3"	[8190]	4"	[8191]	5"	[8192]	6"	[8193]		NC	<input type="checkbox"/>
13	APCA10	Pneumatic casters 6" x 1 1/4"									[8201]		<input type="checkbox"/>
14	APCA14	Newton UltraCaster <i>Soft-Roll</i> Composite	4" x 1 1/2"								[8196]		<input type="checkbox"/>
15	APCA15		5" x 1 1/2"								[8197]		<input type="checkbox"/>
16	APCA16		6" x 1 1/2"								[8198]		<input type="checkbox"/>
17	APCA17		4" x 1 1/2"								[8205]		<input type="checkbox"/>
18	APCA18	Newton UltraCaster <i>Soft-Roll</i> Aluminum	5" x 1 1/2"								[8206]		<input type="checkbox"/>
19	APCA19		6" x 1 1/2"								[8207]		<input type="checkbox"/>

REAR Seat-to-floor height

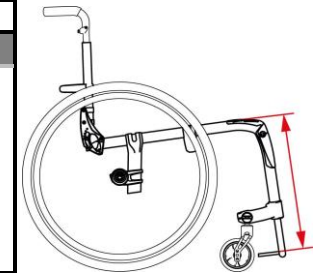
Wheel sizes	Height available +/- ,6cm (1/4")	Specify desired height: _____ (inches)
20" wheel	35,5cm to 44,5cm (14" to 17.5")	
22" wheel	35,5cm to 47cm (14" to 18.5")	
24" wheel	38,1cm to 49,5cm (15" to 19.5")	
25" wheel	39,4cm to 50,8cm (15.5" to 20")	
26" wheel	40,6cm to 50,8cm (16" to 20")	



FRONT FRAME ANGLE						
20	APFA70	70° Front frame angle		[8384]	NC	<input type="checkbox"/>
21	APFA75	75° Front frame angle		[8385]	NC	<input type="checkbox"/>
22	APFA80	80° Front frame angle		[8386]	NC	<input type="checkbox"/>
23	APFA85	85° Front frame angle		[8387]	NC	<input type="checkbox"/>
24	APFA90	90° Front frame angle		[8388]	NC	<input type="checkbox"/>

Seat upholstery to footrest length

30,5cm to 48,3cm 12" to 19"	Specify desired length: _____ (inches) <i>Required</i>
--------------------------------	--



Footrest width / Taper selection (circle selection)

Seat Width	Straight		2,5 cm Taper		5cm Taper		
Outside Measurement (cm)	6,4cm Narrower than Seat Width		11,4cm Narrower than Seat Width		16,6 cm Narrower than Seat Width		
30.5 12"	24.1	9.5"	19.1	7.5"			
33.0 13"	26.7	10.5"	21.6	8.5"			
35.6 14"	29.2	11.5"	24.1	9.5"			
38.1 15"	31.8	12.5"	26.7	10.5"			
40.6 16"	34.3	13.5"	29.2	11.5"	24.1	9.5"	
43.2 17"	36.8	14.5"	31.8	12.5"	26.7	10.5"	
45.7 18"	39.4	15.5"	34.3	13.5"	29.2	11.5"	
48.3 19"	41.9	16.5"	36.8	14.5"	31.8	12.5"	
50.8 20"	44.5	17.5"	39.4	15.5"	34.3	13.5"	

Note: higher than 50,8cm, front STFH will reduce the footrest width up to 2,5cm with a 5cm taper

FOOTPLATES						
25	APFP12	Tubular open loop ¹		[8389]	STD	<input type="checkbox"/>
26	APFP13	Tubular with ABS cover		[8390]		<input type="checkbox"/>
27	APFP03	Newton adjustable angle - Aluminum		[8391]		<input type="checkbox"/>
28	APFP04	Newton adjustable angle - Carbon fiber <i>(with rubber inserts)</i>		[8392]		<input type="checkbox"/>
29	APFP14	Flip back, adjustable angle aluminum		[8393]		<input type="checkbox"/>
30	APFP15	Flip back, adjustable angle carbon fiber		[8394]		<input type="checkbox"/>
31	APFP16	5 cm (2") riser <i>(only available with aluminum angle adjustable footplate)</i>		[8395]		<input type="checkbox"/>

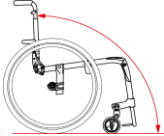
1: Not available on all non tapered frames; Only available with 1 inch taper with seat width 17" and greater; Not available with 2 inch taper.

CALF STRAPS						
32	APFP09	Calf strap		[8189]	\$35	<input type="checkbox"/>
33	APFP30	Bodypoint Aeromesh Padded calf strap	SEFND0010	[8352]		<input type="checkbox"/>

FOLD DOWN BACKREST						
34	APBC20	Locking backrest		[8396]	STD	<input type="checkbox"/>
35	APBC21	Ultralight non locking backrest (not locking in upright and down position)		[8397]		<input type="checkbox"/>

Back canes fixed height With out push handle										
ADJUSTABLE ANGLE FOLD DOWN BACKREST										
36	APBC	Fixed height without push handle	(30) 22.8cm <input type="checkbox"/>	(31) 24,1cm <input type="checkbox"/>	(32) 25,4cm <input type="checkbox"/>	(33) 26,7cm <input type="checkbox"/>	(34) 27,9 cm <input type="checkbox"/>	NC	<input type="checkbox"/>	
		(35) 29,2cm <input type="checkbox"/>	(36) 30,5cm <input type="checkbox"/>	(37) 31,7cm <input type="checkbox"/>	(38) -33cm <input type="checkbox"/>	(39) 34,3cm <input type="checkbox"/>	(40) 35,5cm <input type="checkbox"/>			(41) 35,8cm <input type="checkbox"/>
		(42) 38,1cm <input type="checkbox"/>	(43) 39,4cm <input type="checkbox"/>	(44) 40,6cm <input type="checkbox"/>	(45) 41,9cm <input type="checkbox"/>	(46) 43,2cm <input type="checkbox"/>	(47) 44,5cm <input type="checkbox"/>			(48) 45,7cm <input type="checkbox"/>
		(49) 47cm <input type="checkbox"/>	(50) 48.3 <input type="checkbox"/>	(51) 49,5cm <input type="checkbox"/>	(52) 50,8cm <input type="checkbox"/>	(53) 52,7cm <input type="checkbox"/>	(54) 53,3cm <input type="checkbox"/>			

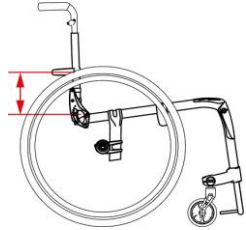
Back canes, height and angle adjustable, with option									
ADJUSTABLE ANGLE BACK									
37	APBC	Straight back canes	(22) 22,8 - 30,5cm <input type="checkbox"/>	(23) 30,5 - 38,1cm <input type="checkbox"/>	(24) 38,1 - 45,7cm <input type="checkbox"/>	(25) 45,7 - 53,3cm <input type="checkbox"/>	NC	<input type="checkbox"/>	
Set height to: *		<i>(in increments of 1/2", measured from seat sling to top of back upholstery)</i>							
		<i>* If not indicated, default height setting is at the lowest position</i>							

38		Select back cane angle: ¹	101° <input type="checkbox"/>	99° <input type="checkbox"/>	96° <input type="checkbox"/>	93° ¹ <input type="checkbox"/>	90° <input type="checkbox"/>	87° <input type="checkbox"/>	83° <input type="checkbox"/>	80° <input type="checkbox"/>		STD	<input type="checkbox"/>
----	--	--------------------------------------	-------------------------------	------------------------------	------------------------------	---	------------------------------	------------------------------	------------------------------	------------------------------	--	-----	--------------------------

1) If not indicated default angle setting is at 93° * If not indicated, default height setting is at the lowest position

PUSH HANDLE OPTION						
39	APPH01	Push handles		[8152]	STD	<input type="checkbox"/>
40	APPH05	Fold down push handles ¹		[8526]		<input type="checkbox"/>
41	APPH06	Clamp on height adjustable push handle ²	9"-20" <input type="checkbox"/>	STD [8527]	9" - 23" [8528]	<input type="checkbox"/>
42	APPH02	Without push handles		[8151]	NC	<input type="checkbox"/>

1- 265 pounds weight limit 2 - Not compatible with swing away armrests; 265 pounds weight limit on carbon fiber back cane

BACKRESTS OPTIONS							
43	APBC57	Standard 7,6 cm (3") deep rigidizer bar		[8454]	STD	<input type="checkbox"/>	
44	APBC55	10,2 cm (4") deep Aluminum rigidizer bar		[8449]	NC	<input type="checkbox"/>	
45	APBC56	Depth adjustable back <i>(provides 7,6cm (3") of depth adjustment)</i>		[8450]		<input type="checkbox"/>	
46	APBC88	Custom height rigidizer bar set at _____ (cm)		[8451]		<input type="checkbox"/>	
		<i>Measured from the top of the seat sling to the center of the rigidizer - standard height is 14 cm</i>					
		<i>Lowest position is 10.7 cm</i>					
							

BACK UPHOLSTERY						
47	APBH03	Slip-on Syntech-Suede back upholstery		[8398]	STD	<input type="checkbox"/>
48	APBH04	Adjustable tension Syntech-Suede back upholstery		[8399]		<input type="checkbox"/>
49	APBH99	Omit Back upholstery		[8320]	NC	<input type="checkbox"/>

SEAT CUSHION					
50	APSC01	5cm (2") Cushion		[8157]	<input type="checkbox"/>
51	APSC02	7,6cm (3") Cushion		[8158]	<input type="checkbox"/>

REAR WHEELS												
52	APRW01	Mag ¹	20" <input type="checkbox"/> [8212]	22" <input type="checkbox"/> [8213]	24" <input type="checkbox"/> [8214]			<input type="checkbox"/>				
53	APRW02	Newton One - spoke wheel ²	20" <input type="checkbox"/> [8377]	22" <input type="checkbox"/> [8215]	24" <input type="checkbox"/> [8216]			STD <input type="checkbox"/>				
54	APRW03	Newton Gravity - ultralight wheel	20" <input type="checkbox"/> [8217]	22" <input type="checkbox"/> [8218]	24" <input type="checkbox"/> [8219]	25" <input type="checkbox"/> [8220]	26" <input type="checkbox"/> [8221]	<input type="checkbox"/>				
55	APRW04	Spinergy Spox		22" <input type="checkbox"/> [8222]	24" <input type="checkbox"/> [8223]	25" <input type="checkbox"/> [8224]	26" <input type="checkbox"/> [8225]	<input type="checkbox"/>				
56		Spinergy Spox spokes colors*	Blk <input type="checkbox"/> STD	Wht <input type="checkbox"/>	Blue <input type="checkbox"/>	Red <input type="checkbox"/>	Yel <input type="checkbox"/>	NC <input type="checkbox"/>				
57	APRW05	Spinergy LX		22" <input type="checkbox"/> [8226]	24" <input type="checkbox"/> [8227]	25" <input type="checkbox"/> [8228]	26" <input type="checkbox"/> [8229]	<input type="checkbox"/>				
58		Spinergy LX spokes colors *	Blk <input type="checkbox"/> STD	Pur <input type="checkbox"/>	Wht <input type="checkbox"/>	Blue <input type="checkbox"/>	Red <input type="checkbox"/>	Yel <input type="checkbox"/>	Pink <input type="checkbox"/>	Grn <input type="checkbox"/>	Org <input type="checkbox"/>	NC <input type="checkbox"/>
59	APRW07	Spinergy CLX Carbon Blade			24" <input type="checkbox"/> [8' S]	25" <input type="checkbox"/> [8' S]		<input type="checkbox"/>				
60		Spinergy CLX spokes colors *	Blk <input type="checkbox"/> STD	Pur <input type="checkbox"/>	Wht <input type="checkbox"/>	Blue <input type="checkbox"/>	Red <input type="checkbox"/>	Yel <input type="checkbox"/>	Pink <input type="checkbox"/>	Grn <input type="checkbox"/>	Org <input type="checkbox"/>	NC <input type="checkbox"/>

* Colour spokes require an additional 10 days lead-time

1 - HP tires are not compatible with Mag Wheels -use only aluminum or plastic coated handrim 2- Not compatible with Shox tires

TIRES			Available			
61	APTI01	Soft Urethane 1 1/4 "	20", 22" 24"	[8231]	NC	<input type="checkbox"/>
62	APTI02	Soft Urethane knobby 1 3/8 "	22", 24", 25", 26"	[8374]		<input type="checkbox"/>
63	APTI04	Soft Urethane - Shox 1"*	22", 24", 25", 26"	[8247]		<input type="checkbox"/>
64	APTI05	Pneumatic 1 3/8 "	20", 22", 24", 25", 26"	[8234]		<input type="checkbox"/>
65	APTI08	Pneumatic with Airless insert 1 3/8"	22", 24"	[8378]		<input type="checkbox"/>
66	APTI06	Pneumatic HP - 1" **	20", 22", 24", 25", 26"	[8240]		<input type="checkbox"/>
67	APTI07	Pneumatic HP - Schwalbe Marathon Plus 1" **	24", 25", 26"	[8245]		<input type="checkbox"/>

* Not compatible with Newton One rear wheels

** Not available with Mag Wheels

HANDRIMS			Assembly			
68	APHR01	Aluminum anodized		[8250]	STD	<input type="checkbox"/>
69	APHR07	Newton Air Grip* Black <input type="checkbox"/>		[8441]		<input type="checkbox"/>
70	APHR	Newton Air Grip * (08) Sunkissed Orange <input type="checkbox"/> (09) Burgundy <input type="checkbox"/> (10) Sapphire Blue <input type="checkbox"/> (11) Monster Green <input type="checkbox"/> (12) Charcoal <input type="checkbox"/> (13) Fuchsia <input type="checkbox"/> (14) Steel Blue <input type="checkbox"/> (15) Ferrari Red <input type="checkbox"/> (16) Acid Green <input type="checkbox"/> (17) White <input type="checkbox"/> (18) Sky Blue <input type="checkbox"/>		[8442]		<input type="checkbox"/>
Assembly position for aluminum and Newton AirGrip handrims						
71	APHR29	Standard Handrim position		[8500]	STD	<input type="checkbox"/>
72	APHR30	Narrow Handrim position - Short tab (not available in 22")		[8501]		<input type="checkbox"/>
73	APHR31	Super Narrow Handrim - Short tab (not available in 22")		[8502]		<input type="checkbox"/>

HANDRIM						
74	APHR02	Plastic coated ²		[8251]		<input type="checkbox"/>
75	APHR03	Q-Grip High friction Neoprene coated* ^{1,2}		[8252]		<input type="checkbox"/>
76	APHR28	Surge * ^{1,2} (1-1/2" Oval handrim w/ Gripton high friction strip)		[8510]		<input type="checkbox"/>
77	APHR05	Surge LT* ^{1,2} (1-1/8" Oval handrim w/ Gripton high friction strip)		[8254]		<input type="checkbox"/>
78	APHR04	Natural Fit* Standard Grip ^{1,2} (1-1/2" Oval handrim w/standard thumb piece)		[8253]		<input type="checkbox"/>
79	APHR25	Natural Fit* Super Grip ^{1,2} (1-1/2" Oval handrim w/super grip thumb piece)		[8511]		<input type="checkbox"/>
80	APHR99	Omit handrim		[8305]	NC	<input type="checkbox"/>

* Not available with Mag wheels

1 - Not available in 20"

2- Only standard handrim position available

AXLES						
81	APAX01	Quick release axle		[8255]	STD	<input type="checkbox"/>
82	APAX03	Quad release axle		[8256]		<input type="checkbox"/>

REAR WHEEL CAMBER						
83	APCM00	0° camber		[8443]	STD	<input type="checkbox"/>
84	APCM02	2° camber		[8444]	NC	<input type="checkbox"/>
85	APCM04	4° camber		[8445]	NC	<input type="checkbox"/>
86	APCM06	6° camber		[8446]	NC	<input type="checkbox"/>
87	APCM08	8° camber		[8447]	NC	<input type="checkbox"/>

CENTER OF GRAVITY

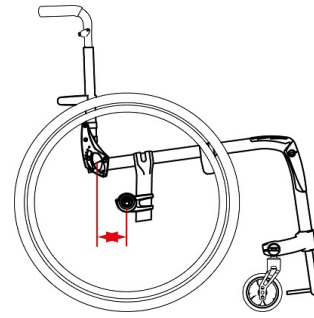
Specify the position of rear wheel axle plate:

Measure distance from front of back post to center of axle receiver.

0 - 15 cm range (0-6")	Set At: _____ (inches)
------------------------	------------------------

If not indicated, default setting is at 6,3cm (2.5")

If a configuration issue arises due to the choice of the Center Of Gravity (COG) Motion Composites reserves the right to reduce or increase the COG to the closest position.



WHEEL LOCK					
88	APWL08	Newton wheel lock - push to lock	[8263]	STD	<input type="checkbox"/>
89	APWL04	Newton grade aid push to lock (suggested with pneumatic or high pressure tire)	[8266]		<input type="checkbox"/>
90	APWL13 APWL14	15,2cm (6") removable extension handle	[8265]		<input type="checkbox"/>
91	APWL05	Scissor lock	[8267]		<input type="checkbox"/>
92	APWL99	Omit wheel locks	[8315]	NC	<input type="checkbox"/>

"T" ARMREST*		Height Adjustment				
93	APAR03	25,4cm (10") Desk Length	20,3 - 30,5cm (8 - 12") <input type="checkbox"/> STD [8165]	25,4 - 35,5cm (10 - 14") <input type="checkbox"/> [8166]		<input type="checkbox"/>
94	APAR04	35,5cm (14") Full Length	20,3 - 30,5cm (8 - 12") <input type="checkbox"/> STD [8167]	25,4 - 35,5cm (10 - 14") <input type="checkbox"/> [8168]		<input type="checkbox"/>

* May have a 1/2 " adjustment restriction on both limits of the range

SWING AWAY ARMREST**		Height Adjustment				
95	APAR05	Tubular arm pad	20,3 - 27,9cm	[8169]		<input type="checkbox"/>
96	APAR06	25,4cm (10") Desk length arm pad	20,3 - 27,9cm	[8170]		<input type="checkbox"/>

**not available with the Ultralight non-locking backrest

SIDE GUARDS (not available with "T" Armrest)					
97	APSG01	Plastic side guards (removable)	[8172]		<input type="checkbox"/>
98	APSG03	Carbon fiber side guards (removable)	[8380]		<input type="checkbox"/>
99	APSG06	Plastic fender side guards (removable)* *Not compatible with 20" and 22" rear wheels	WAMV [8523]		<input type="checkbox"/>
100	APSG04	Carbon fiber fender side guards (removable)	[8174]		<input type="checkbox"/>


POSITIONING BELT							
101	APSB01	Velcro adjustable	Standard 35" <input type="checkbox"/>	Long 60" <input type="checkbox"/>	[8271]		<input type="checkbox"/>
102	APSB02	Auto buckle	Standard 35" <input type="checkbox"/>	Long 60" <input type="checkbox"/>	[8272]		<input type="checkbox"/>
103	APSB07	Hardware attachment for 2 point seatbelt (1 pair)			[8274]	NC	<input type="checkbox"/>
104	APSB03	Additional hardware for 2 extra attachment points (needed for the 4 point seat belt) (1 pair)			[8273]		<input type="checkbox"/>
105	APSB04	BodyPoint Hip Belt - 2 point non padded	M <input type="checkbox"/> [8313]	L <input type="checkbox"/> [8314]			<input type="checkbox"/>
106	APSB05	BodyPoint Hip Belt - 2 point padded	S <input type="checkbox"/> [14633]	M <input type="checkbox"/> [14644]	L <input type="checkbox"/> [14653]		<input type="checkbox"/>
107	APSB06	BodyPoint Hip Belt - 4 point padded	S <input type="checkbox"/> [14749]	M <input type="checkbox"/> [14750]	L <input type="checkbox"/> [14751]		<input type="checkbox"/>
108	APSB08	BodyPoint EVOFLEX® Positioning Belt Rehab latch and Band Clamps	M <input type="checkbox"/>	L <input type="checkbox"/>	[8522]		<input type="checkbox"/>
109	APSB99	Omit positioning belt			[8316]	STD	<input type="checkbox"/>

ACCESSORIES								
110	APAC03	Anti-tippers			[8275]		<input type="checkbox"/>	
111	APAC05	WC-19 Transit Tie Down w/Q'straint belt*	Short belt 20-41" <input type="checkbox"/>	Long belt 20-46" <input type="checkbox"/>	[8326]		<input type="checkbox"/>	
<i>*Not available with the swing away armrest ; Not available with HD option</i>								
112	APAC08	Spoke guards**	Available: 20", 22", 24", 26"		[8277]		<input type="checkbox"/>	
113	APAC10	Seat pouch			[8279]		<input type="checkbox"/>	
114	APAC26	BodyPoint Mobility Bag			[8521]		<input type="checkbox"/>	
115	APAC23	Newton Backpack			[8375]		<input type="checkbox"/>	
116	APAC13	Tool kit					<input type="checkbox"/>	
117	APAC16	Motion Composites Polo Shirt	W/S <input type="checkbox"/>	W/M <input type="checkbox"/>	W/L <input type="checkbox"/>	M/XXXL <input type="checkbox"/>	[8280]	<input type="checkbox"/>
			M/S <input type="checkbox"/>	M/M <input type="checkbox"/>	M/L <input type="checkbox"/>	M/XL <input type="checkbox"/>	M/XXL <input type="checkbox"/>	M/XXXL <input type="checkbox"/>

** Not available with Mag wheels

COLOR									
118	APFC	Highlight color:	(10) Ferrari Red <input type="checkbox"/>	(11) White <input type="checkbox"/>	(12) Black <input type="checkbox"/>	(13) SunKissed Orange <input type="checkbox"/>		NC	<input type="checkbox"/>
			(14) Sky Blue <input type="checkbox"/>	(15) Fuchsia <input type="checkbox"/>	(16) Acid Green <input type="checkbox"/>				
							Total		

Notes :

A large, empty rectangular box with a thin black border, intended for handwritten or typed notes. It occupies the upper half of the page.